



THINKLAND.AI

# Nonprofit 免费资源 申请指南 (详细步骤版)

适用于：教育 / 公益 / 科技类 NONPROFIT

mike@thinkland.ai

● **FREE**

# Tools for Nonprofit



1. Google Workspace, 包括Gmail (30G per user) ; Google Docs, Sheets and Slides; Google Forms; Google Drive (100T) – **Free**
2. 300个Microsoft 365 账号, 包括全套Office 365, Microsoft Teams – **Free**
3. Google Ad 广告: \$10,000 每个月 – **Free**
4. 专属Microsoft Azure服务器: \$2,000每年 – **Free**
5. Canva for Nonprofits: 宣传资料与教学物料 – **Free**



# Tax Exempt Organization

INTERNAL REVENUE SERVICE  
P. O. BOX 2508  
CINCINNATI, OH 45201

DEPARTMENT OF THE TREASURY

Date JUL 31 2008

STOVETEAM INTERNATIONAL  
PO BOX 51025  
EUGENE, OR 97405-0994

Employer Identification Number:  
42-1757328  
DLN:  
17053074345018  
Contact Person:  
PAULA J MOLL-MALONE ID# 31262  
Contact Telephone Number:  
(877) 829-5500  
Accounting Period Ending:  
February 28  
Public Charity Status:  
170(b)(1)(A)(vi)  
Form 990 Required:  
Yes  
Effective Date of Exemption:  
March 10, 2008  
Contribution Deductibility:  
Yes  
Advance Ruling Ending Date:  
February 28, 2013  
Addendum Applies:  
No

- Determination letter for a 501c3

Dear Applicant:

We are pleased to inform you that upon review of your application for tax exempt status we have determined that you are exempt from Federal income tax under section 501(c)(3) of the Internal Revenue Code. Contributions to you are deductible under section 170 of the Code. You are also qualified to receive tax deductible bequests, devises, transfers or gifts under section 2055, 2106 or 2522 of the Code. Because this letter could help resolve any questions regarding your exempt status, you should keep it in your permanent records.

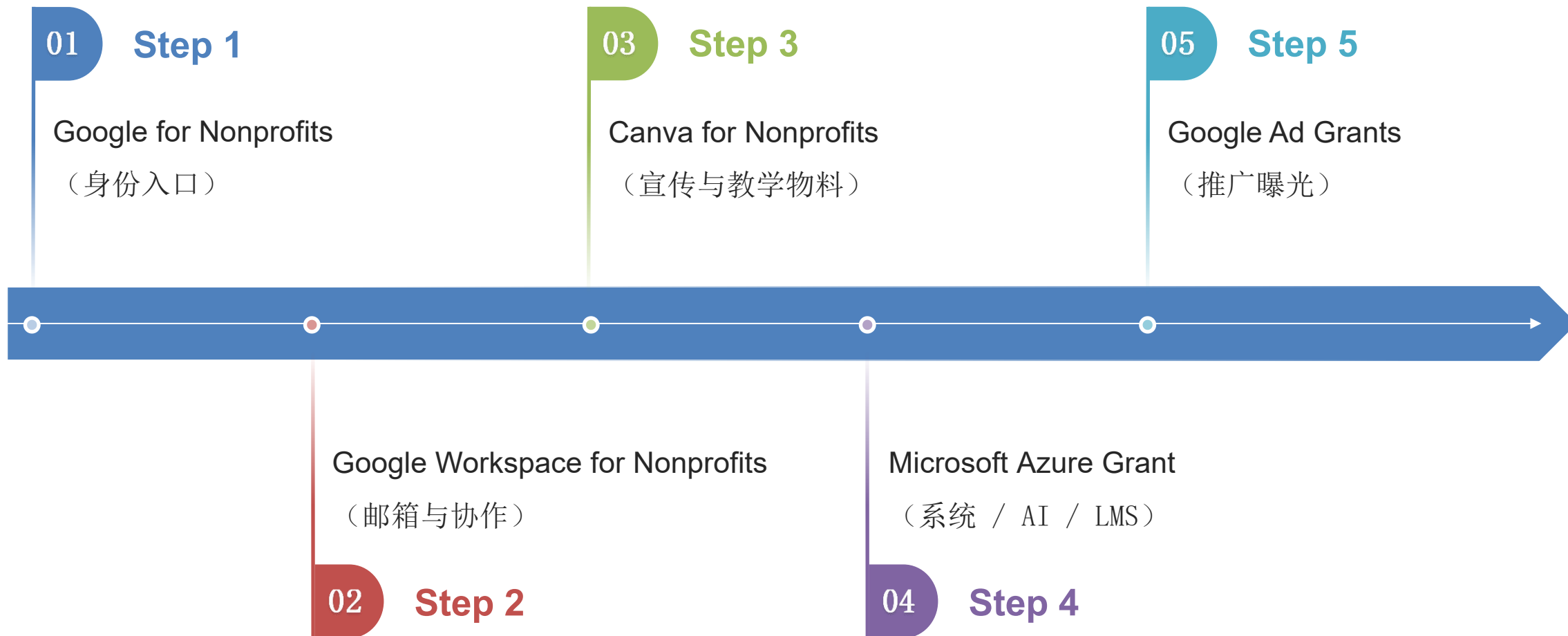
Organizations exempt under section 501(c)(3) of the Code are further classified as either public charities or private foundations. During your advance ruling period, you will be treated as a public charity. Your advance ruling period begins with the effective date of your exemption and ends with advance ruling ending date shown in the heading of the letter.

Shortly before the end of your advance ruling period, we will send you Form 8734, Support Schedule for Advance Ruling Period. You will have 90 days after the end of your advance ruling period to return the completed form. We will then notify you, in writing, about your public charity status.

Please see enclosed Publication 4221-PC, Compliance Guide for 501(c)(3) Public Charities, for some helpful information about your responsibilities as an exempt organization.

- [Tax Exempt Organization Search \(TEOS\)](#)

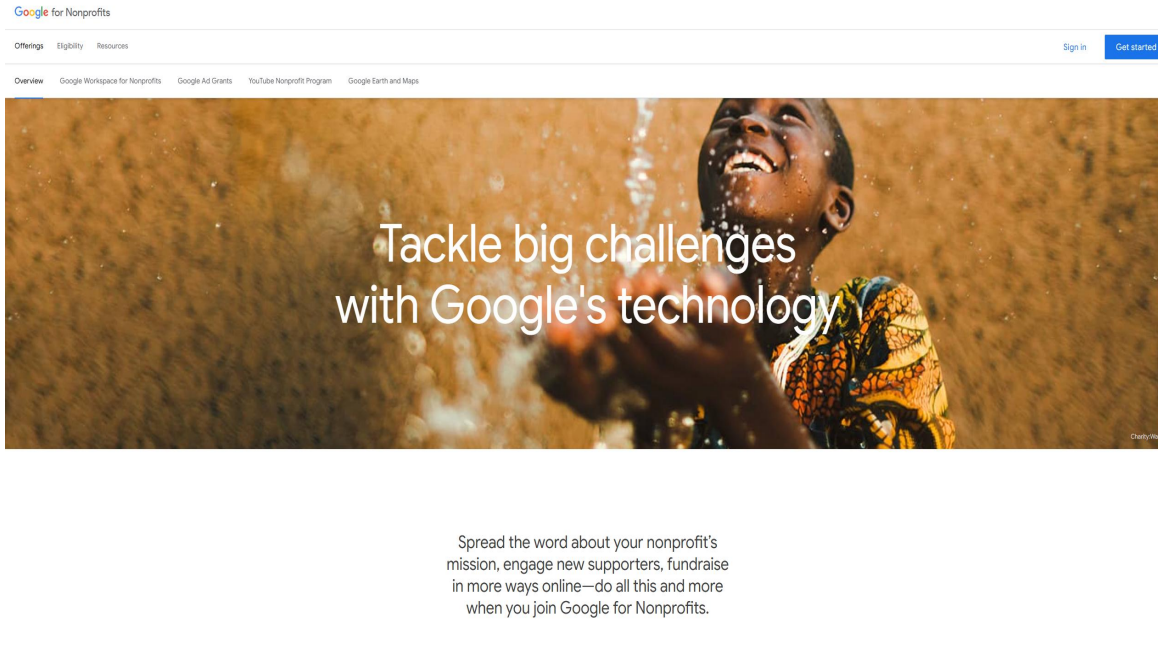
# 整体推荐申请顺序（非常重要）



# Step 1: Google for Nonprofits (总入口)

## 01 申请地址 (需先通过 Step 1)

<https://www.google.com/nonprofits/>



## 02 详细步骤:

### 1. 申请 Google for Nonprofits (总入口)

- ①打开 Google for Nonprofits → 点击 Get started
- ②提交组织信息
- ③等待验证 (Google 的验证伙伴会审核、可能要求补材料)
- ④通过后, 你会在后台看到可激活的产品列表 (Workspace / Ad Grants 等)

# Step 1: 审核通过后你会获得什么？



- *Google for Nonprofits* 控制台访问权限

PART 01



- 可激活: *Workspace*、*Ad Grants* 等产品

PART 02



- 后续 *Google* 资源都从这里进入

PART 03

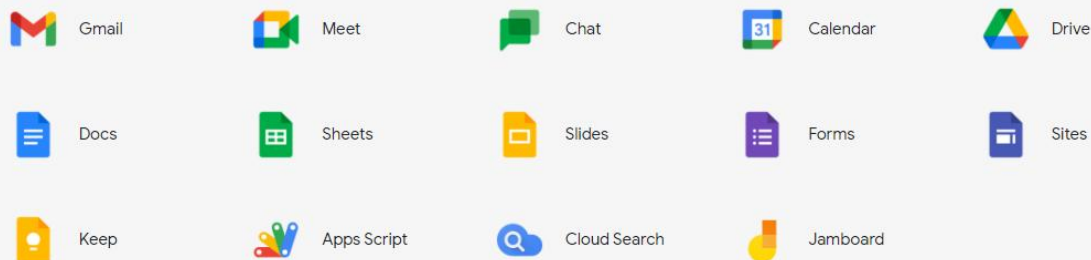
# Step 2: Google Workspace for Nonprofits

## 01 官方申请地址:

<https://www.google.com/nonprofits/>



Google Workspace for Nonprofits



## 02 详细步骤:

### 1. 激活 Google Workspace for Nonprofits

1. 在 Google for Nonprofits 控制台里, 找到 Activate Google Workspace
2. 选择你的域名 (没有域名先买域名 + 做域名解析)
3. 按向导完成:
  - ① 验证域名所有权 (DNS 记录)
  - ② 创建管理员账号
  - ③ 设置组织邮箱 (如 admin@yourorg.org)
4. 激活完成后进入 Admin Console 分配账号、团队盘权限

### 2. 常见坑

- 官网没有隐私政策/联系方式 → 审核易卡
- 域名没准备好 → Workspace 无法走完域名验证步骤
- 组织类型不符合 (如 “学校/大学/医院/政府类” 通常不符合 Google for Nonprofits 资格)

## Step 2: Workspace 激活完成后

你将获得:

01

- Gmail 组织邮箱 (如 admin@school.org)

02

- Google Drive / Docs / Sheets / Slides

03

- Drive 团队盘 (用于教师与课程资料)

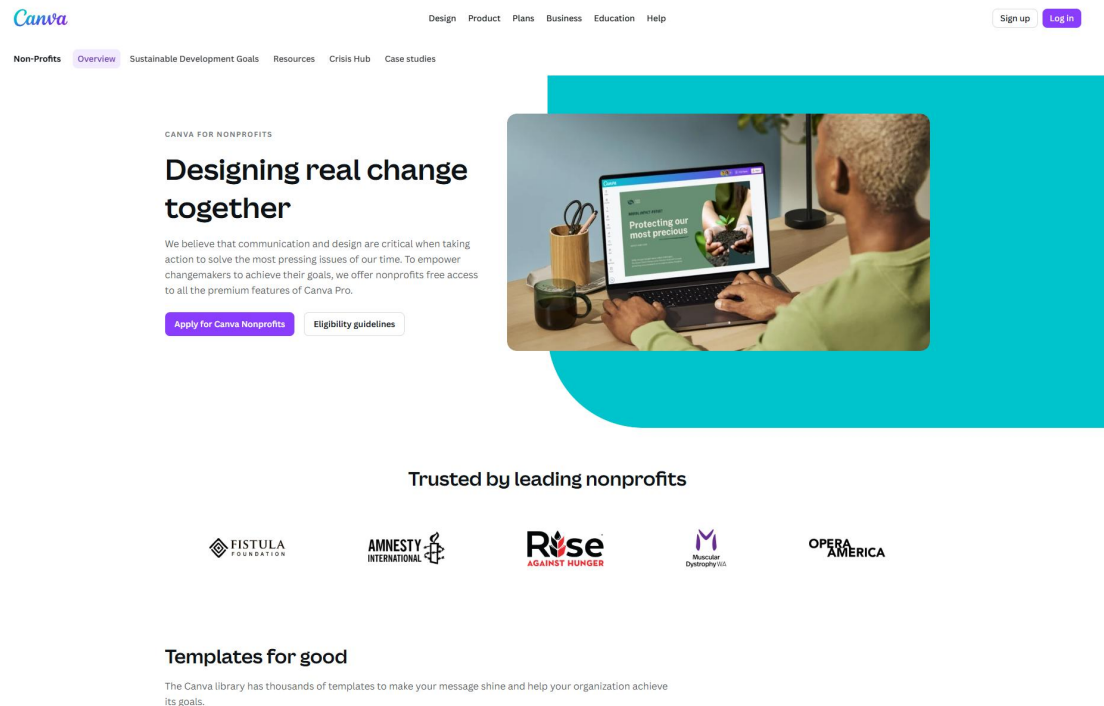
# Step 3: Canva for Nonprofits (可并行)

## 01 官方申请地址:

<https://www.canva.com/canva-for-nonprofits/>

## 02 详细步骤:

1. 点击 Apply for Canva Nonprofits
2. 注册 / 登录 Canva 账号 (建议组织邮箱)
3. 填写组织信息
4. 上传 Nonprofit 证明文件
5. 审核通过 → 解锁 Canva Pro



The screenshot shows the Canva website's 'Canva for Nonprofits' page. At the top, there is a navigation bar with 'Design', 'Product', 'Plans', 'Business', 'Education', and 'Help'. Below this, there are links for 'Sign up' and 'Log in'. The main content area features a large image of a person working on a laptop, with a green overlay on the screen. To the left of the image, the text reads 'CANVA FOR NONPROFITS' and 'Designing real change together'. Below this, there is a paragraph explaining Canva's commitment to nonprofits and two buttons: 'Apply for Canva Nonprofits' and 'Eligibility guidelines'. At the bottom, there is a section titled 'Trusted by leading nonprofits' with logos for several organizations: FISTULA FOUNDATION, AMNESTY INTERNATIONAL, Rise AGAINST HUNGER, M Mucator Democracy, and OPERA AMERICA. Below this, there is a section titled 'Templates for good' with a brief description of the Canva library.

# Canva Team 功能介绍



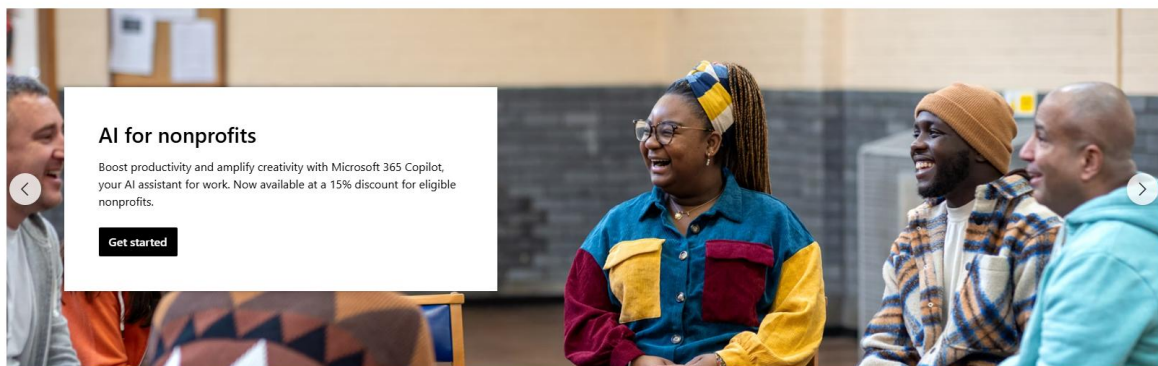
# Step 4: Microsoft Azure Grant (\$2,000 / 年)

## 01 官方申请地址:

<https://www.microsoft.com/nonprofits>

Microsoft | Nonprofits Products Eligibility Resources Find a Partner Contact us Login Get started All Microsoft Search Sign in

Announcing Microsoft Elevate: Learn about Microsoft's commitment to global AI readiness and education >



## Advance your mission with Microsoft

Microsoft is committed to providing relevant, affordable, and innovative cloud and AI solutions to help nonprofits tackle the world's biggest challenges. To ensure affordable access to technology, Microsoft provides grants and discounts for Microsoft cloud solutions including Azure, Dynamics 365, and Microsoft 365 to nonprofits around the globe, along with helping nonprofit professionals with digital and AI skills to accelerate mission impact.

[Watch video >](#)

## 02 详细步骤:

1. 点击 Get started
2. 注册 Microsoft Nonprofit Hub
3. 完成非营利资格验证
4. 在 Benefits 中激活 Azure Grant
5. 登录 Azure Portal 使用额度

## A3. 常见坑

- 用个人微软账号申请 → 后面组织交接很麻烦
- 组织有多个 tenant/账号 → 额度激活到“另一个账号”
- 激活后没按向导创建/关联订阅 → 额度看不见

# Microsoft 365 和 Teams

1 **Microsoft 365:** Office套件（Word / Excel / PowerPoint） + OneDrive（云存储）

2 **Microsoft Teams:** 团队沟通与协作工具

3 **实时在线编辑与文件共享:** 教师之间、教师与学生之间

4 **强大的日历与任务管理功能,** 提升协作效率

5 **用于在线课堂:** 视频会议、共享屏幕、学生互动

# Step 5: Google Ad Grants (\$10,000 / 月)

## 01 官方申请地址:

<https://www.google.com/grants/>

## AiGoLearning Google Ad Grant Results

Impressions ▾

1.01M

Clicks ▾

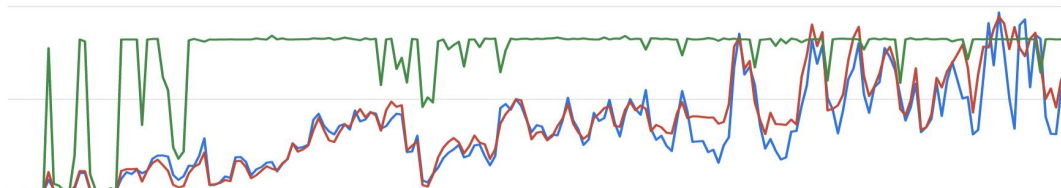
110K

Avg. CPC

\$0.53

Cost ▾

\$58.7K



Apr 30, 2021

Nov 16, 2021

## 02 详细步骤:

### 前提条件:

- 已通过 Google for Nonprofits
- 官网内容公益、非商业化

### 申请入口:

1. 在产品列表中点击 Activate Google Ad Grants
2. 创建 Google Ads 账户
3. 提交网站合规审核

### 网站合规 (审核重点):

Google 明确要求网站符合 Ad Grants 政策, 尤其对:

- 商业活动 (不能把它当“卖课投放”)
- 广告/联盟链接
- 禁止内容
- 透明度 (使命、捐赠/项目说明、联系信息等)

# 参考时间线

第 1 周

Google for Nonprofits

第 3 周

Azure Grant

第 2 周

Workspace + Canva

第 4 周

Google Ad Grants



# 常见失败原因（提醒）

01

- 官网看起来像商业机构

02

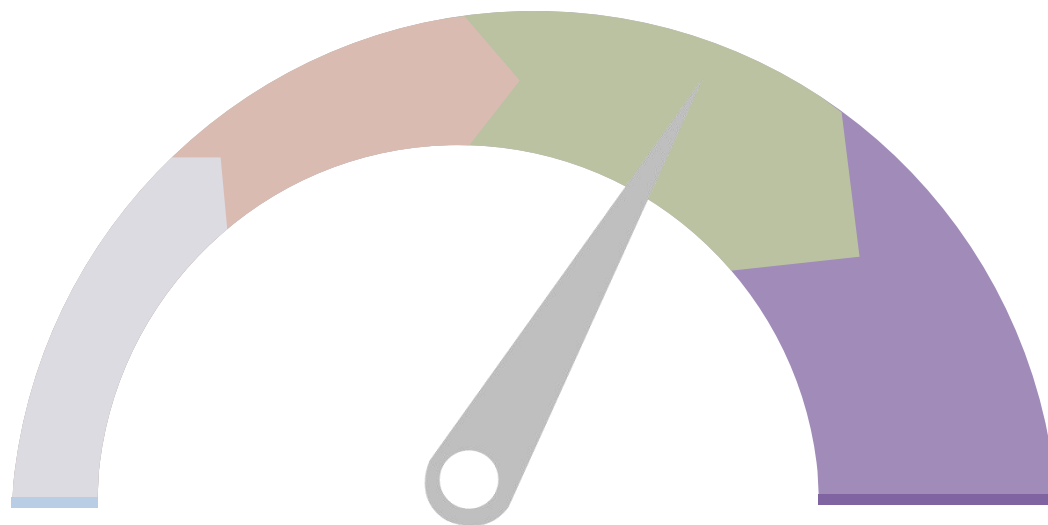
- 使用个人邮箱申请

03

- 域名未准备好

04

- 组织名称与注册文件不一致



# More nonprofit resource

# techsoup



## **Save on Technology**

Access nonprofit offers from Microsoft, Adobe, Dell, Intuit, and much more.



## **Fast Approval**

Easy online nonprofit verification gets your organization approved quickly to use our offers.



## **Nonprofit Community Support**

Join and learn from thousands of other digital changemakers working in communities around the world.



如果您有任何问题，或者想了解更多关于LMS系统的信息，欢迎联系我们：

✉ Email: [mike@thinkland.ai](mailto:mike@thinkland.ai)

**\*\*LMS 系统简介：\*\***

一体化的学校管理系统

- 包含课程安排、在线课堂、作业批改、学员管理
- 定制化功能，适应不同学校需求
- 支持多语言，便于全球学校使用

联系我们，我们将为您提供完整的系统演示与实施计划。

**谢谢**